

Maybank Kim Eng Securities Limited

Report of management
and interim financial statements

30 June 2015

Maybank Kim Eng Securities Limited

CONTENTS

	<i>Pages</i>
General information	1 - 2
Report of management	3
Report on review of interim financial statements	4
Interim balance sheet	5 - 8
Interim income statement	9
Interim cash flow statement	10 - 11
Interim statement of changes in equity	12
Notes to the interim financial statements	13 - 39

Maybank Kim Eng Securities Limited

GENERAL INFORMATION

THE COMPANY

Maybank Kim Eng Securities Limited ("the Company") is a one-member limited liability company incorporated under License No. 117/GP-UBCK dated 3 January 2014, which supersedes License No. 71/UBCK-GP issued by the State Securities Commission ("SSC") on 14 December 2007.

In December 2014, according to Decision of the Company's owner which increases the Company's charter capital to VND829,110 million, the Company completed all necessary procedures and submitted the application for capital increase to the SSC. On 15 January 2015, the SSC issued License Amendment No. 05/GPDC-UBCK which approves the increase in the Company's charter capital to VND829,110 million.

The principal activities of the Company are to provide brokerage services, securities trading, underwriting for share issues, custodian services, investment advisory services and margin trading services.

The Company's head office is located at Floor 4A - 15 + 16, Vincom Center Dong Khoi, 72 Le Thanh Ton Street, Ben Nghe Ward, District 1, Ho Chi Minh City, and its branches are located in Ho Chi Minh City, Hanoi and other provinces.

ORGANISATIONAL STRUCTURE

Members of the Board of Members and the Supervisory Board of the Company during the period and at the date of this report are:

Board of Members

<i>Name</i>	<i>Title</i>	<i>Date of appointment</i>
Mr Ronnie Royston Fernandiz	Chairman	31 March 2014
Mr Ong Cheow Kheng	Deputy Chairman	21 July 2014
Ms Ami Moris	Member	13 January 2014
Mr Jeffrey Goh Cho Kiat	Member	13 January 2014
Mr Goh Keat Jin	Member	18 December 2014

Supervisory Board

<i>Name</i>	<i>Title</i>	<i>Date of appointment/resignation</i>
Mr Mohamad Yasin bin Abdullah	Chief Supervisor	Appointed on 28 February 2014
Ms Nguyen Tuyet Van	Member	Appointed on 13 January 2014
Mr Koh Boon Hann	Member	Resigned on 15 May 2015

Maybank Kim Eng Securities Limited

GENERAL INFORMATION (continued)

ORGANISATIONAL STRUCTURE (continued)

Management and Chief Accountant

Members of the management and Chief Accountant of the Company during the period and at the date of this report are:

<i>Name</i>	<i>Title</i>	<i>Date of appointment</i>
Mr Nguyen Hoang Thien Truc	General Director	29 October 2013
Mr Nguyen Van Manh	Deputy General Director	1 September 2010
Mr Kim Thien Quang	Deputy General Director	19 August 2014
Ms Tran Thi Thu Hang	Chief Financial Officer	1 June 2015 (redesignation)
	Head of Finance and Accounting	10 November 2014
Ms Tran Thi Ngoc Huong	Chief Accountant	10 March 2014

LEGAL REPRESENTATIVE

The legal representative of the Company during the period and at the date of this report is Mr. Nguyen Hoang Thien Truc, the General Director.

The Chief Financial Officer is authorised to sign off the financial statements under Decision No. 108/14/QD - MBKE dated 15 December 2014 of the General Director.

AUDITORS

The auditor of the Company is Ernst & Young Vietnam Limited.

Maybank Kim Eng Securities Limited

REPORT OF MANAGEMENT

Management of Maybank Kim Eng Securities Limited ("the Company") is pleased to present this report and the interim financial statements of the Company for the six-month period ended 30 June 2015.

MANAGEMENT'S RESPONSIBILITY FOR THE INTERIM FINANCIAL STATEMENTS

Management is responsible for the interim financial statements of each financial period which give a true and fair view of the interim financial position of the Company and of the interim results of its operations, its interim cash flows and its interim changes in equity for the period. In preparing those interim financial statements, management is required to:

- ▶ select suitable accounting policies and then apply them consistently;
- ▶ make judgments and estimates that are reasonable and prudent;
- ▶ state whether applicable accounting standards have been followed, subject to any material departures disclosed and explained in the interim financial statements; and
- ▶ prepare the interim financial statements on the going concern basis unless it is inappropriate to presume that the Company will continue its business.

Management is responsible for ensuring that proper accounting records are kept which disclose, with reasonable accuracy at any time, the interim financial position of the Company and to ensure that the accounting records comply with the applied accounting system. It is also responsible for safeguarding the assets of the Company and hence for taking reasonable steps for the prevention and detection of fraud and other irregularities.


Management confirmed that the Company has complied with the above requirements in preparing the accompanying interim financial statements for the six-month period ended 30 June 2015.

STATEMENT BY MANAGEMENT

Management does hereby state that, in its opinion, the accompanying interim financial statements give a true and fair view of the interim financial position of the Company as at 30 June 2015 and of the interim results of its operations, its interim cash flows and its interim changes in equity for the six-month period then ended in accordance with Vietnamese Accounting Standards, Vietnamese Enterprise Accounting System, accounting regulations and guidance applicable to securities companies and comply with the relevant statutory requirements.

For and on behalf of management:




Tran Thi Thu Hang
Chief Financial Officer

Ho Chi Minh City, Vietnam

12 August 2015



Building a better
working world

Ernst & Young Vietnam Limited
28th Floor, Bitexco Financial Tower
2 Hai Trieu Street, District 1
Ho Chi Minh City, S.R. of Vietnam

Tel : + 84 8 3824 5252
Fax: + 84 8 3824 5250
ey.com

Reference: 60994674/17859838-SX

REPORT ON REVIEW OF INTERIM FINANCIAL STATEMENTS

To: The Owner of Maybank Kim Eng Securities Limited

We have reviewed the interim financial statements of Maybank Kim Eng Securities Limited ("the Company"), as prepared on 12 August 2015 and set out on pages from 5 to 39, which comprise the interim balance sheet as at 30 June 2015, the interim income statement, the interim cash flow statement and the interim statement of changes in equity for the six-month period then ended and the notes thereto.


The preparation and presentation of these interim financial statements are the responsibility of the Company's management. Our responsibility is to issue a report on these interim financial statements based on our review.

We conducted our review in accordance with Vietnamese Standard on Auditing No. 910 - Engagements to Review Financial Statements. This standard requires that we plan and perform the review to obtain moderate assurance as to whether the interim financial statements are free from material misstatement. A review is limited primarily to inquiries of the Company's personnel and analytical procedures applied to financial data and thus provides less assurance than an audit. We have not performed an audit and, accordingly, we do not express an audit opinion.

Based on our review, nothing has come to our attention that causes us to believe that the accompanying interim financial statements do not give a true and fair view, in all material respects, of the interim financial position of the Company as at 30 June 2015, and of the interim results of its operations, its interim cash flows and interim changes in equity for the six-month period then ended in accordance with Vietnamese Accounting Standards, Vietnamese Enterprise Accounting System, accounting regulations and guidance applicable to securities companies and comply with the relevant statutory requirements.

Ernst & Young Vietnam Limited




Nguyen Thuy Duong
Deputy General Director
Audit Practicing Registration
Certificate No. 0893-2013-004-1


Vo Ngoc Minh
Auditor
Audit Practicing Registration
Certificate No. 2105-2013-004-1

Ho Chi Minh City, Vietnam

12 August 2015

Maybank Kim Eng Securities Limited

INTERIM BALANCE SHEET
as at 30 June 2015

B01a-CTCK

VND

Code	ASSETS	Notes	30 June 2015	31 December 2014
100	A. CURRENT ASSETS		1,217,415,983,560	1,392,114,431,555
110	I. Cash and cash equivalents	4	494,572,307,049	611,131,570,220
111	1. Cash		236,572,307,049	214,021,570,220
112	2. Cash equivalents		258,000,000,000	397,110,000,000
120	II. Short-term financial investments		315,000	-
121	1. Short-term investments		315,000	-
130	III. Short-term receivables	6	717,233,626,921	772,495,684,769
132	1. Advances to suppliers		142,874,419	167,373,000
135	2. Receivables from securities trading activities		724,671,618,609	780,916,443,751
138	3. Other receivables		2,612,244,810	1,505,257,329
139	4. Provision for doubtful debts		(10,193,110,917)	(10,093,389,311)
150	IV. Other current assets		5,609,734,590	8,487,176,566
151	1. Short-term prepaid expenses	7.1	2,161,954,113	2,691,602,154
154	2. Tax and other receivables from the State	14	-	2,446,325,712
158	3. Other current assets	7.2	3,447,780,477	3,349,248,700
200	B. NON-CURRENT ASSETS		33,998,547,005	28,834,358,770
220	I. Fixed assets		16,907,993,505	12,772,818,464
221	1. Tangible fixed assets	8	8,515,572,074	10,017,189,066
222	- Cost		37,371,512,610	36,927,828,930
223	- Accumulated depreciation		(28,855,940,536)	(26,910,639,864)
227	2. Intangible fixed assets	9	3,010,385,450	1,592,556,398
228	- Cost		19,021,140,766	17,008,357,266
229	- Accumulated amortisation		(16,010,755,316)	(15,415,800,868)
230	3. Constructions in progress	10	5,382,035,981	1,163,073,000
260	II. Other long-term assets		17,090,553,500	16,061,540,306
261	1. Long-term prepaid expenses	11	2,941,537,334	4,412,524,140
263	2. Advance to Settlement Assistance Fund	12	14,149,016,166	11,649,016,166
270	TOTAL ASSETS		1,251,414,530,565	1,420,948,790,325

Maybank Kim Eng Securities Limited

INTERIM BALANCE SHEET (continued)
as at 30 June 2015

B01a-CTCK

VND

Code	RESOURCES	Notes	30 June 2015	31 December 2014
300	A. LIABILITIES		360,865,503,869	547,006,402,572
310	I. Current liabilities		360,838,918,564	546,979,817,267
311	1. Short-term loans and borrowings	13	44,141,020,579	265,646,791,381
312	2. Trade payables		16,189,456	56,287,355
313	3. Advances from customers		630,532,000	553,532,000
314	4. Statutory obligations	14	4,608,472,959	2,764,490,027
315	5. Payable to employees		11,191,786	-
316	6. Accrued expenses	15	11,096,762,023	16,787,871,305
319	7. Other payables		395,576,988	189,635,398
320	8. Payables for securities trading	16	296,313,356,625	260,960,586,028
321	9. Dividend, principal and interest payables of bonds on behalf of customers		3,625,816,148	20,623,773
330	II. Non-current liabilities		26,585,305	26,585,305
335	1. Deferred tax liabilities	17	26,585,305	26,585,305
400	B. OWNER'S EQUITY		890,549,026,696	873,942,387,753
410	I. Capital		890,549,026,696	873,942,387,753
411	1. Charter capital	18	829,110,000,000	829,110,000,000
417	2. Investment and development reserve		4,441,592,185	3,611,260,239
418	3. Financial reserve		4,441,592,186	3,611,260,240
420	4. Undistributed earnings		52,555,842,325	37,609,867,274
440	TOTAL LIABILITIES AND OWNER'S EQUITY		1,251,414,530,565	1,420,948,790,325

Maybank Kim Eng Securities Limited

INTERIM BALANCE SHEET (continued)
as at 30 June 2015

B01a-CTCK

INTERIM OFF BALANCE SHEET ITEMS

VND

Code	ITEMS	30 June 2015	31 December 2014
006	1. Custody securities	4,639,784,910,000	4,476,268,000,000
	<i>Including:</i>		
007	1.1. Trading securities	2,862,469,850,000	2,757,832,740,000
008	1.1.1. Trading securities of custody investors	60,000	-
009	1.1.2. Trading securities of local investors	1,641,558,480,000	1,607,571,640,000
010	1.1.3. Trading securities of foreign investors	1,220,911,310,000	1,150,261,100,000
012	1.2. Temporarily unprocessed securities	23,976,620,000	25,498,440,000
014	1.2.1. Temporarily unprocessed securities of local investors	23,976,620,000	25,498,440,000
017	1.3. Mortgaged securities	24,650,000,000	26,527,000,000
019	1.3.1. Mortgaged securities of local investors	-	1,877,000,000
020	1.3.2. Mortgaged securities of foreign investors	24,650,000,000	24,650,000,000
027	1.4. Securities awaiting settlement	197,674,590,000	178,008,590,000
029	1.4.1. Securities awaiting settlement of local investors	192,316,190,000	168,380,490,000
030	1.4.2. Securities awaiting settlement of foreign investors	5,358,400,000	9,628,100,000
037	1.5. Securities waiting for trading	-	-
039	1.5.1. Securities waiting for trading of local investors	-	-
040	1.5.2. Securities waiting for trading of foreign investors	-	-
042	1.6. Securities mortgaged for loans	1,531,013,850,000	1,488,401,230,000
044	1.6.1. Securities mortgaged for loans of local investors	1,531,013,850,000	1,488,342,230,000
045	1.6.2. Securities mortgaged for loans of foreign investors	-	59,000,000

Maybank Kim Eng Securities Limited

INTERIM BALANCE SHEET (continued)
as at 30 June 2015

B01a-CTCK

INTERIM OFF BALANCE SHEET ITEMS (continued)

VND

Code	ITEMS	30 June 2015	31 December 2014
050	2. Custody securities of unlisted public companies	71,016,030,000	74,381,850,000
	<i>Including:</i>		
051	2.1. Trading securities	63,167,030,000	64,801,310,000
053	2.1.1. Trading securities of local investors	60,101,990,000	64,008,610,000
054	2.1.2. Trading securities of foreign investors	3,065,040,000	792,700,000
056	2.2. Temporarily unprocessed securities	7,849,000,000	9,580,540,000
058	2.2.1. Temporarily unprocessed securities of local investors	7,849,000,000	9,580,540,000


Prepared by:

Reviewed by:

Approved by:



Dao Thi Ngoc Thuy
Accountant



Tran Thi Ngoc Huong
Chief Accountant



Tran Thi Thu Hang
Chief Financial Officer

Ho Chi Minh City, Vietnam

12 August 2015

Maybank Kim Eng Securities Limited

INTERIM INCOME STATEMENT
for the six-month period ended 30 June 2015

B02a-CTCK

VND

Code	ITEMS	Notes	For the six-month period ended 30 June 2015	For the six-month period ended 30 June 2014
01	1. Revenue		93,365,677,564	83,983,570,795
	<i>Including:</i>			
01.1	Revenue from brokerage services		34,403,739,118	42,933,831,663
01.2	Revenue from securities investments and capital contributions		-	2,172,510
01.5	Revenue from finance advisory services		1,239,180,949	1,546,880,000
01.6	Revenue from custodian services		1,303,599,672	863,305,707
01.8	Revenue from assets for lease		252,000,000	270,000,000
01.9	Other revenue	19	56,167,157,825	38,367,380,915
10	2. Net revenue from operating activities		93,365,677,564	83,983,570,795
11	3. Operating expenses	20	(36,563,088,639)	(46,962,983,990)
20	4. Gross profit from operating activities		56,802,588,925	37,020,586,805
25	5. General and administrative expenses	21	(35,207,483,302)	(34,779,628,143)
30	6. Net profit from operating activities		21,595,105,623	2,240,958,662
32	7. Other expense		(206,870,526)	-
40	8. Other loss		(206,870,526)	-
50	9. Profit before tax		21,388,235,097	2,240,958,662
51	10. Current corporate income tax expense	22.1	(4,781,596,154)	(596,610,263)
60	11. Net profit after tax		16,606,638,943	1,644,348,399

Prepared by:

Reviewed by:



Dao Thi Ngoc Thuy
Accountant



Tran Thi Ngoc Huong
Chief Accountant



Tran Thi Thu Hang
Chief Financial Officer

Ho Chi Minh City, Vietnam

12 August 2015

Maybank Kim Eng Securities Limited

INTERIM CASH FLOW STATEMENT
for the six-month period ended 30 June 2015

B03a-CTCK

VND

Code	ITEMS	Notes	For the six-month period ended 30 June 2015	For the six-month period ended 30 June 2014
	I. CASH FLOWS FROM OPERATING ACTIVITIES			
01	1. Net profit before tax		21,388,235,097	2,240,958,662
	2. Adjustments for:			
02	- Depreciation and amortisation	8,9	2,725,349,794	2,509,050,055
03	- Provisions	6.2	99,721,606	-
05	- Profits from investing activities		(6,618,516,470)	(6,932,236,145)
06	- Interest expense	20	3,005,788,362	8,086,748,239
08	3. Operating profit before changes in working capital		20,600,578,389	5,904,520,811
09	- Decrease/(increase) in receivables		57,296,308,428	(26,901,490,056)
10	- Increase in short-term investments		(369,000)	(804,060)
11	- Increase in payables (other than interest, corporate income tax)		30,575,269,254	13,560,549,776
12	- Decrease in prepaid expenses		2,000,634,847	1,283,231,321
13	- Interest paid		(2,997,781,671)	(8,318,378,808)
14	- Corporate income tax paid	22.1	(392,998,817)	-
16	- Other cash outflows from operating activities		(1,939,550,766)	(2,698,975,256)
20	Net cash flows from/(used in) operating activities		105,142,090,664	(17,171,346,272)
	II. CASH FLOWS FROM INVESTING ACTIVITIES			
21	1. Purchase and construction of fixed assets and other long-term assets		(7,067,395,361)	(547,685,263)
27	2. Interest and dividends received		6,871,812,328	6,730,093,921
30	Net cash flows (used in)/from investing activities		(195,583,033)	6,182,408,658

Maybank Kim Eng Securities Limited

INTERIM CASH FLOW STATEMENT (continued)
for the six-month period ended 30 June 2015

B03a-CTCK

VND

Code	ITEMS	Notes	For the six-month period ended 30 June 2015	For the six-month period ended 30 June 2014
	III. CASH FLOWS FROM FINANCING ACTIVITIES			
31	1. Capital contribution		-	315,000,000,000
33	2. Drawdown of borrowings		82,230,117,662	809,838,517,240
34	3. Repayment of borrowings		(303,735,888,464)	(963,419,178,694)
40	Net cash flows (used in)/from financing activities		(221,505,770,802)	161,419,338,546
50	Net cash flows during the period		(116,559,263,171)	150,430,400,932
60	Cash and cash equivalents at the beginning of the period	4	611,131,570,220	352,848,973,344
70	Cash and cash equivalents at the end of the period	4	494,572,307,049	503,279,374,276

Prepared by:



Dao Thi Ngoc Thuy
Accountant

Reviewed by:



Tran Thi Ngoc Huong
Chief Accountant

Approved by:



Tran Thi Thu Hang
Chief Financial Officer

Ho Chi Minh City, Vietnam

12 August 2015

Maybank Kim Eng Securities Limited

INTERIM STATEMENT OF CHANGES IN EQUITY
for the six-month period ended 30 June 2015

B05a-CTCK

VND

ITEMS	Beginning balance		Movements				Ending balance	
	1 January 2014	1 January 2015	For the six-month period ended 30 June 2014		For the six-month period ended 30 June 2015		30 June 2014	30 June 2015
			Increase	Decrease	Increase	Decrease		
1. Charter capital	300,000,000,000	829,110,000,000	315,000,000,000	-	-	-	615,000,000,000	829,110,000,000
2. Investment and development reserve	3,556,412,666	3,611,260,239	-	-	830,331,946	-	3,556,412,666	4,441,592,185
3. Financial reserve	3,556,412,667	3,611,260,240	-	-	830,331,946	-	3,556,412,667	4,441,592,186
4. Undistributed earnings	17,554,791,668	37,609,867,274	1,644,348,399	-	16,606,638,943	(1,660,663,892)	19,199,140,067	52,555,842,325
TOTAL	324,667,617,001	873,942,387,753	316,644,348,399	-	18,267,302,835	(1,660,663,892)	641,311,965,400	890,549,026,696

Prepared by:



Dao Thi Ngoc Thuy
Accountant

Reviewed by:



Tran Thi Ngoc Huong
Chief Accountant

Approved by:




Tran Thi Thu Hang
Chief Financial Officer



Ho Chi Minh City, Vietnam

12 August 2015

1. CORPORATE INFORMATION

Maybank Kim Eng Securities Limited ("the Company") is a one-member limited liability company incorporated under License No. 117/GP-UBCK dated 3 January 2014, which supersedes License No. 71/UBCK-GP issued by the State Securities Commission ("SSC") on 14 December 2007.

In December 2014, according to Decision of the Company's owner which increases the Company's charter capital to VND829,110 million, the Company completed all necessary procedures and submitted the application for capital increase to the SSC. On 15 January 2015, the SSC issued License Amendment No. 05/GPDC-UBCK which approves the increase in the Company's charter capital to VND829,110 million.

The principal activities of the Company are to provide brokerage services, securities trading, underwriting for share issues, custodian services, investment advisory services and margin trading services.

The Company's head office is located at Floor 4A - 15 + 16, Vincom Center Dong Khoi, 72 Le Thanh Ton Street, Ben Nghe Ward, District 1, Ho Chi Minh City, and its branches are located in Ho Chi Minh City, Hanoi and other provinces.

Number of employees of the Company as at 30 June 2015 was 236 persons (31 December 2014: 238 persons).

2. BASIS OF PREPARATION

2.1 *Accounting Standards and System*

The interim financial statements of the Company expressed in Vietnam dong ("VND"), are prepared in accordance with the Vietnamese Enterprise Accounting System and accounting policies applicable to securities companies according to Circular No. 95/2008/TT-BTC dated 24 October 2008 guiding the accounting regime applicable to securities companies, Circular No. 162/2010/TT-BTC dated 20 October 2010 issued by the Ministry of Finance amending and supplementing Circular No. 95/2008/TT-BTC and Vietnamese Accounting Standard No. 27 – Interim financial statements and other Vietnamese Accounting Standards issued by the Ministry of Finance as per:

- ▶ Decision No. 149/2001/QD-BTC dated 31 December 2001 on the Issuance and Promulgation of Four Vietnamese Accounting Standards (Series 1);
- ▶ Decision No. 165/2002/QD-BTC dated 31 December 2002 on the Issuance and Promulgation of Six Vietnamese Accounting Standards (Series 2);
- ▶ Decision No. 234/2003/QD-BTC dated 30 December 2003 on the Issuance and Promulgation of Six Vietnamese Accounting Standards (Series 3);
- ▶ Decision No. 12/2005/QD-BTC dated 15 February 2005 on the Issuance and Promulgation of Six Vietnamese Accounting Standards (Series 4); and
- ▶ Decision No. 100/2005/QD-BTC dated 28 December 2005 on the Issuance and Promulgation of Four Vietnamese Accounting Standards (Series 5).

The Company has options to present their interim financial statements as a complete set of annual financial statements in conformity with Vietnamese Accounting Standard No. 21 - Presentation of Financial Statements or a set of condensed financial statements in conformity with Vietnamese Accounting Standard No. 27 - Interim Financial Reporting for an interim financial period which is quarterly or monthly.

2. BASIS OF PREPARATION (continued)

2.1 Accounting Standards and System (continued)

The Company has elected to present their interim financial statements for the six-month period ended 30 June 2015 as a complete set of annual financial statements. The accompanying interim financial statements have been prepared using accounting principles, procedures and reporting practices generally accepted in Vietnam. Accordingly, the accompanying interim balance sheet, interim income statement, interim cash flow statement, interim statement of changes in equity and related notes, including their uses are not designed for those who are not informed about Vietnam's accounting principles, procedures and practices, and furthermore are not intended to present the financial position, results of operations, cash flows and changes in equity in accordance with accounting principles and practices generally accepted in countries other than Vietnam.

2.2 Applied accounting documentation system

The Company's applied accounting documentation system is the General Journal system.

2.3 Fiscal year

The Company's fiscal year starts on 1 January and ends on 31 December.

2.4 Interim financial statements

The Company prepares the interim financial statements for the period from 1 January to 30 June.

2.5 Accounting currency

The Company maintains its accounting records in VND.

3. SIGNIFICANT ACCOUNTING POLICIES

3.1 Change in accounting policies and disclosures

The accounting policies adopted by the Company in preparation of the interim financial statements are consistent with those followed in the preparation of the Company's annual financial statements for the financial year ended on 31 December 2014 and the interim financial statements for the six-month period ended 30 June 2014.

3.2 Standard issued but not yet effective

Circular No. 210/2014/TT-BTC dated 30 December 2014 issued by the Ministry of Finance providing the guidance on the accounting regime applicable to securities companies. This Circular regulates the accounting documents, chart of accounts, accounting treatments, accounting books, template of financial statements, guidance of preparation and presentation of financial statements applicable to securities companies. This Circular takes effect from 1 January 2016 and replaces Circular No. 95/2008/TT-BTC dated 24 October 2008 and Circular No. 162/2010/TT-BTC dated 20 October 2010 issued by the Ministry of Finance.

The Company intends to adopt this standard when it becomes effective.

3.3 Cash and cash equivalents

Cash and cash equivalents comprise cash on hand, cash at banks, investors' deposits for securities trading and short-term, highly liquid investments with an original maturity of less than three months that are readily convertible into known amounts of cash and that are subject to an insignificant risk of change in value.

3. SIGNIFICANT ACCOUNTING POLICIES (continued)

3.4 Receivables

Receivables are initially recorded at cost and subsequently presented at cost in the following periods.

Provision for doubtful debts is made based on the aging schedule of overdue debts or expected losses which may occur in case where a debt has not yet been due for payment but an economic organization is bankrupted or liquidated; or individual debtor is missing, run away, being prosecuted, under a trial or serving sentences or dead. Provision expense is recognized in "General and administrative expenses" of the income statement.

The Company makes provision for overdue debts in accordance with the guidance of Circular No. 228/2009/TT-BTC dated 7 December 2009 issued by the Ministry of Finance guiding the appropriation and use of provisions for devaluation of inventories, loss of financial investments, bad receivable debts and warranty for products, goods and construction works at enterprises and Circular No. 89/2013/TT-BTC dated 28 June 2013 issued by the Ministry of Finance amending and supplementing Circular No. 228/2009/TT-BTC as follows:

<i>Overdue period</i>	<i>Provision rate</i>
From six (6) months to less than one (1) year	30%
From one (1) year to less than two (2) years	50%
From two (2) years to less than three (3) years	70%
From three (3) years and above	100%

3.5 Tangible fixed assets

Tangible fixed assets are stated at cost less accumulated depreciation.

The cost of a tangible fixed asset comprises of its purchase price and any directly attributable costs of bringing the tangible fixed asset to working condition for its intended use.

Expenditures for additions, improvements and renewals are added to the carrying amount of the tangible fixed assets and expenditures for maintenance and repairs are charged to the interim income statement as incurred.

When tangible fixed assets are sold or disposed, their costs and accumulated depreciation are removed from the interim balance sheet and any gain or loss resulting from their disposal is included in the interim income statement.

3.6 Intangible fixed assets

Intangible fixed assets are stated at cost less accumulated amortisation.

The cost of an intangible fixed asset comprises of its purchase price and any directly attributable costs of preparing the intangible fixed asset for its intended use.

Expenditures for additions, improvements are added to the carrying amount of the intangible fixed assets and other expenditures are charged to the interim income statement as incurred.

When intangible fixed assets are sold or disposed, their costs and accumulated amortisation are removed from the interim balance sheet and any gain or loss resulting from their disposal is included in the interim income statement.

Maybank Kim Eng Securities Limited

NOTES TO THE INTERIM FINANCIAL STATEMENTS (continued)
as at and for the six-month period ended 30 June 2015

B09a-CTCK

3. SIGNIFICANT ACCOUNTING POLICIES (continued)

3.7 Depreciation and amortisation

Depreciation and amortisation of tangible fixed assets and intangible fixed assets are calculated on a straight-line basis over the estimated useful life of each asset as follows:

Office equipments	3 - 5 years
Transportations	6 years
Other tangible fixed assets	3 - 5 years
Computer software	3 years

3.8 Operating leases

The determination of whether an arrangement is, or contains a lease is based on the substance of the arrangement at inception date and requires an assessment of whether the fulfillment of the arrangement is dependent on the use of a specific asset and the arrangement conveys a right to use the asset.

Rentals under operating leases are charged to the interim income statement on a straight-line basis over the term of the lease.

3.9 Prepaid expenses

Prepaid expenses are reported as short-term or long-term prepaid expenses on the interim balance sheet and amortised gradually to the interim income statement over the period for which the amount is paid or the period in which economic benefit are generated in relation to these expenses.

The following types of expenses are recognized as prepaid expenses and are amortized to the interim income statement from one (1) to thirty-six (36) months:

- ▶ Prepaid rental expense;
- ▶ System maintenance expenditure;
- ▶ Office renovations expense;
- ▶ Office tools and equipments;
- ▶ Prepaid expense for other services.

3.10 Investments in securities

According to Circular No. 95/2008/TT-BTC dated 24 October 2008 issued by the Ministry of Finance guiding the accounting regime applicable to securities companies and Circular No. 162/2010/TT-BTC dated 20 October 2010 issued by the Ministry of Finance amending and supplementing Circular No. 95/2008/TT-BTC, securities companies are allowed to recognise investments in securities at either cost or fair value. Accordingly, the Company has applied the fair value method to recognise investments in securities.

3.10.1 Short-term investments in securities

They are securities which either have recovery period of less than one year or held for trading purposes. These securities are initially recorded at cost, including purchased costs plus (+) transaction costs (if any) such as brokerage and transaction fee, information fee, taxes, levies, banking fees, and are subsequently measured at fair value.

Changes in fair value are recognised in the interim income statement.

Accrued interest income is recognised as a deduction in the carrying value of trading securities for the portion incurred before the purchasing date and as an investment income for the amount incurred since the purchasing date.

3. SIGNIFICANT ACCOUNTING POLICIES (continued)

3.10 Investments in securities (continued)

3.10.2 Fair value of trading securities

Fair value of securities is determined for specific securities based on market prices.

The market prices of listed securities are determined based on closing prices on the stock markets as at 30 June 2015.

The market prices of unlisted shares which are registered on the unlisted public companies market (UPCoM) are the closing prices as at 30 June 2015.

The market prices of unlisted shares which are not registered on the unlisted public companies market (UPCoM) are the average actual trading prices of quotations obtained from three securities companies.

Other securities that have no quoted prices are carried at cost.

3.11 Payables and accruals

Payables and accruals are recognised for amounts to be paid in the future for goods and services received, whether or not billed to the Company.

3.12 Employee benefits

3.12.1 Post-employment benefits

Post-employment benefits are paid to retired employees of the Company by the Social Insurance Agency which belongs to the Ministry of Labor and Social Affairs. The Company is required to contribute to these post-employment benefits at the rate of 18% of an employee's basic salary on a monthly basis. The Company has no further obligation to fund the post-employment benefits of its employees.

3.12.2 Unemployment benefits

The Company is obliged to pay unemployment insurance at 1% of its salary fund used for payment of unemployment insurance for insurance participants and deduct 1% of salary of each employee to simultaneously pay to the Unemployment Insurance Fund.

3.13 Foreign currency transactions

Transactions in currencies other than the Company's reporting currency of VND are recorded at the exchange rates ruling at the date of the transaction. At the end of the period, monetary assets and liabilities denominated in foreign currencies are translated at exchange rates of banks where the Company maintains its accounts at the interim balance sheet date. Revenue or expenses in foreign currencies are converted into VND at exchange rates at the transaction dates. All foreign exchange differences arising from spot rates at the transaction date and at the interim balance sheet date are charged to the interim income statement.

3.14 Revenue recognition

Revenue is recognised to the extent that it is probable that the economic benefits will flow to the Company and the revenue can be reliably measured. Revenue is measured at the fair value of the consideration received or receivable, excluding trade discount, rebate and sales return.

The following specific recognition criteria must also be met before revenue is recognised:

Revenue from brokerage services

Where the contract outcome can be reliably measured, revenue is recognised by reference to the stage of completion. Where the contract outcome cannot be reliably measured, revenue is recognised only to the extent of the expenses recognised which are recoverable.

3. SIGNIFICANT ACCOUNTING POLICIES (continued)

3.14 Revenue recognition (continued)

Revenue from trading securities

Revenue from trading securities is determined by the difference between the selling prices and the average cost of securities sold.

Dividend

Income is recognised when the Company's entitlement as an investor to receive the dividend is established, except for dividend received in shares which is updated and monitored by number of shares only.

Interest

Revenue is recognised as the interest accrues (taking into account the effective yield on the asset) unless collectability is in doubt.

Rendering of other services

Where the contract outcome can be reliably measured, revenue is recognised by reference to the stage of completion.

Where the contract outcome cannot be reliably measured, revenue is recognised only to the extent of the expenses recognised which are recoverable.

3.15 Cost of securities sold

The Company applies the moving weighted average method to calculate cost of equity securities sold.

3.16 Taxation

Current income tax

Current income tax assets and liabilities for the current and prior periods are measured at the amount expected to be recovered from or paid to the taxation authorities. The tax rates and tax laws used to compute the amount are those that are enacted as at the reporting date.

Current income tax is charged or credited to the interim income statement, except when it relates to items recognised directly to equity, in which case the current income tax is also dealt with in equity.

Current income tax assets and liabilities are offset when there is a legally enforceable right for the Company to off-set current tax assets against current tax liabilities and when the Company intends to settle its current tax assets and liabilities on a net basis.

Deferred tax

Deferred tax is provided using the liability method on temporary differences at the interim balance sheet date between the tax base of assets and liabilities and their carrying amount for financial reporting purposes.

Deferred tax liabilities are recognised for all taxable temporary differences, except:

- ▶ where the deferred tax liability arises from the initial recognition of an asset or liability in a transaction which at the time of the related transaction affects neither the accounting profit nor taxable profit or loss.

Deferred tax assets are recognised for all deductible temporary differences, carried forward of unused tax credits and unused tax losses, to the extent that it is probable that taxable profits will be available against which deductible temporary differences, carried forward of unused tax credits and unused tax losses can be used, except:

- ▶ where the deferred tax assets arise from the initial recognition of an asset or liability in a transaction which at the time of the transaction affects neither the accounting profit nor taxable profit or loss.

3. SIGNIFICANT ACCOUNTING POLICIES (continued)

3.16 Taxation (continued)

Deferred tax (continued)

The carrying amount of deferred income tax assets is reviewed at each interim balance sheet date and reduced to the extent that it is no longer probable that sufficient taxable profits will be available to allow all or part of the deferred income tax asset to be utilised. Previously unrecognised deferred income tax assets are re-assessed at each interim balance sheet date and are recognised to the extent that it has become probable that future taxable profit will allow the deferred income tax assets to be recovered.

Deferred income tax assets and liabilities are measured at the tax rates that are expected to apply in the period when the asset realised or the liability is settled based on tax rates and tax laws that have been enacted at the interim balance sheet date.

Deferred tax is charged or credited to the interim income statement, except when it relates to items recognised directly to equity, in which case the deferred tax is also dealt with in the equity account.

Deferred tax assets and liabilities are offset when there is a legally enforceable right to set off current tax assets against current tax liabilities and when they relate to income taxes levied by the same taxable entity and the same taxation authority and the Company intends to settle its current tax assets and liabilities on a net basis.

3.17 Funds belonging to owner's equity

The Company uses the annual profit after tax to create the funds as required by Circular No. 146/2014/TT-BTC dated 6 October 2014 issued by the Ministry of Finance guiding the financial regime applicable to securities companies, fund management companies.

	<u>Percentage of profit after tax</u>	<u>Maximum level</u>
Charter capital supplementary reserve	5%	10% of charter capital
Financial reserve	5%	10% of charter capital

Other reserves under the owner's equity are created based on the resolution of management. The reserves are created annually based on the annual audited financial statements.

3.18 Appropriation of net profits

Net profit after tax is available for appropriation to owner when the Company's result is profitable and when tax and other financial obligations are fulfilled. In addition, the Company is able to make payment for its debts and other due obligations after appropriation of profit.

Maybank Kim Eng Securities Limited

NOTES TO THE INTERIM FINANCIAL STATEMENTS (continued)
as at and for the six-month period ended 30 June 2015

B09a-CTCK

4. CASH AND CASH EQUIVALENTS

	VND	
	<u>30 June 2015</u>	<u>31 December 2014</u>
Cash on hand	56,836,612	62,343,236
Cash at banks	23,400,960,003	2,469,657,262
Cash of investors	213,114,510,434	211,489,569,722
Cash equivalents	258,000,000,000	397,110,000,000
TOTAL	<u>494,572,307,049</u>	<u>611,131,570,220</u>

Cash equivalents comprised bank deposits which have term from one (1) month to three (3) months.

5. VALUE AND VOLUME OF TRADING RESULTS IN THE PERIOD

	<i>Trading volume in the period (unit)</i>	<i>Trading value in the period (VND)</i>
a. Trading results of the Company		
- Shares	224,300	13,644,945,000
b. Trading results of the investors		
- Shares	1,343,071,081	18,589,703,977,810
TOTAL	<u>1,343,295,381</u>	<u>18,603,348,922,810</u>

Maybank Kim Eng Securities Limited

NOTES TO THE INTERIM FINANCIAL STATEMENTS (continued)
as at and for the six-month period ended 30 June 2015

B09a-CTCK

6. SHORT-TERM RECEIVABLES

6.1 Short-term receivables

Items	Notes	31 December 2014			Movements during the period		30 June 2015			Provision
		Total	Overdue	Doubtful	Increase	Decrease	Total	Overdue	Doubtful	
1. Advances to suppliers		167,373,000	-	-	13,076,490,609	(13,100,989,190)	142,874,419	-	-	-
2. Receivables from securities trading		780,916,443,751	-	10,093,389,311	8,892,919,421,482	(8,949,164,246,624)	724,671,618,609	-	10,193,110,917	10,193,110,917
- Margin financing contracts	(a)	726,984,814,558	-	-	6,822,400,930,357	(6,888,264,215,860)	661,121,529,055	-	99,721,606	99,721,606
- Co-operation contracts in securities trading	(b)	10,093,389,311	-	10,093,389,311	-	-	10,093,389,311	-	10,093,389,311	10,093,389,311
- Advances to investors	(c)	43,610,811,255	-	-	2,069,086,634,013	(2,059,492,455,824)	53,204,989,444	-	-	-
- Custodian services		227,428,627	-	-	1,431,857,112	(1,407,574,940)	251,710,799	-	-	-
3. Other receivables		1,505,257,329	-	-	11,912,770,440	(10,805,782,959)	2,612,244,810	-	-	-
- Interest of deposit		542,710,665	-	-	2,694,991,665	(2,740,993,997)	496,708,333	-	-	-
- Other receivables		962,546,664	-	-	9,217,778,775	(8,064,788,962)	2,115,536,477	-	-	-
TOTAL		782,589,074,080	-	10,093,389,311	8,917,908,682,531	(8,973,071,018,773)	727,426,737,838	-	10,193,110,917	10,193,110,917

VND

(a) These include the receivables under securities margin trading contracts which are secured by investors' securities portfolio or assets. The contract duration is less than three months and interest rate is 0.0361% per day as at 30 June 2015.

(b) These represent the remaining overdue receivables under business co-operation contracts which were made in previous years. As required by the SSC, the Company terminated this service on 7 July 2012 and made a full provision for these doubtful balances.

(c) These are cash advances paid temporarily to investors on the securities selling date and will be collected on the settlement date. These advances bear an interest at rate of 0.0361% per day calculated on the advance amount as at 30 June 2015.

Maybank Kim Eng Securities Limited

NOTES TO THE INTERIM FINANCIAL STATEMENTS (continued)
as at and for the six-month period ended 30 June 2015

B09a-CTCK

6. SHORT-TERM RECEIVABLES (continued)

6.2 Provision for doubtful receivables

	VND	
	<i>For the six-month period ended 30 June 2015</i>	<i>For the six-month period ended 30 June 2014</i>
Beginning balance	10,093,389,311	10,093,389,311
Provision charged for the period	99,721,606	-
Ending balance	10,193,110,917	10,093,389,311

7. OTHER CURRENT ASSETS

7.1 Short-term prepaid expenses

	VND	
	<i>30 June 2015</i>	<i>31 December 2014</i>
Expenditures for system maintenance	1,043,189,896	1,814,835,877
Advance for rental expenses	266,162,804	324,326,471
Other short-term prepaid expenses	852,601,413	552,439,806
TOTAL	2,161,954,113	2,691,602,154

Movements of short-term prepaid expenses in the period are as follows:

	VND	
	<i>For the six-month period ended 30 June 2015</i>	<i>For the six-month period ended 30 June 2014</i>
Beginning balance	2,691,602,154	2,795,709,192
Increase during the period	6,933,526,402	7,993,002,903
	9,625,128,556	10,788,712,095
Amortisation charge for the period	(7,463,174,443)	(7,575,648,861)
Ending balance	2,161,954,113	3,213,063,234

7.2 Other current assets

	VND	
	<i>30 June 2015</i>	<i>31 December 2014</i>
Rental deposits	3,026,332,540	3,173,332,540
Advances	381,950,272	116,408,495
Other deposits	39,497,665	59,507,665
TOTAL	3,447,780,477	3,349,248,700

Maybank Kim Eng Securities Limited

NOTES TO THE INTERIM FINANCIAL STATEMENTS (continued)
as at and for the six-month period ended 30 June 2015

B09a-CTCK

8. TANGIBLE FIXED ASSETS

				VND
	<u>Office equipments</u>	<u>Transportations</u>	<u>Other tangible fixed assets</u>	<u>Total</u>
Cost:				
Beginning balance	32,563,726,403	3,052,011,905	1,312,090,622	36,927,828,930
Newly purchased	443,683,680	-	-	443,683,680
Ending balance	<u>33,007,410,083</u>	<u>3,052,011,905</u>	<u>1,312,090,622</u>	<u>37,371,512,610</u>
<i>In which:</i>				
- Fully depreciated	14,827,497,506	1,934,047,405	97,148,630	16,858,693,541
Accumulated depreciation:				
Beginning balance	23,328,759,016	2,757,164,973	824,715,875	26,910,639,864
Depreciation charged for the period	1,724,645,129	93,183,123	127,472,420	1,945,300,672
Ending balance	<u>25,053,404,145</u>	<u>2,850,348,096</u>	<u>952,188,295</u>	<u>28,855,940,536</u>
Net carrying amount:				
Beginning balance	<u>9,234,967,387</u>	<u>294,846,932</u>	<u>487,374,747</u>	<u>10,017,189,066</u>
Ending balance	<u>7,954,005,938</u>	<u>201,663,809</u>	<u>359,902,327</u>	<u>8,515,572,074</u>

9. INTANGIBLE FIXED ASSETS

	VND
	<u>Computer software</u>
Cost:	
Beginning balance	17,008,357,266
Transferred from constructions in progress (Note 10)	838,620,000
Newly purchased	1,566,128,700
Written-off	(391,965,200)
Ending balance	<u>19,021,140,766</u>
<i>In which:</i>	
- Fully amortised	13,754,136,100
Accumulated amortisation:	
Beginning balance	15,415,800,868
Amortisation charged for the period	780,049,122
Written-off	(185,094,674)
Ending balance	<u>16,010,755,316</u>
Net carrying amount:	
Beginning balance	<u>1,592,556,398</u>
Ending balance	<u>3,010,385,450</u>

Maybank Kim Eng Securities Limited

NOTES TO THE INTERIM FINANCIAL STATEMENTS (continued)
as at and for the six-month period ended 30 June 2015

B09a-CTCK

10. CONSTRUCTION IN PROGRESS

	VND	
	<u>30 June 2015</u>	<u>31 December 2014</u>
Beginning balance	1,163,073,000	177,145,263
Additions	5,057,582,981	1,185,573,000
Transferred to intangible fixed assets (Note 9)	<u>(838,620,000)</u>	<u>(199,645,263)</u>
Ending balance	<u>5,382,035,981</u>	<u>1,163,073,000</u>

Outstanding balance of construction in progress mainly represents the purchasing amount of software for data backing up.

11. LONG-TERM PREPAID EXPENSES

	VND	
	<u>30 June 2015</u>	<u>31 December 2014</u>
Office renovation expenses	1,121,520,650	1,907,950,503
Office equipment expenses	<u>1,820,016,684</u>	<u>2,504,573,637</u>
TOTAL	<u>2,941,537,334</u>	<u>4,412,524,140</u>

Movements of long-term prepaid expenses in the year are as follows:

	VND	
	<u>For the six-month period ended 30 June 2015</u>	<u>For the six-month period ended 30 June 2014</u>
Beginning balance	4,412,524,140	7,640,112,727
Increase during the period	<u>148,497,222</u>	<u>19,250,000</u>
	4,561,021,362	7,659,362,727
Amortisation charge for the period	<u>(1,619,484,028)</u>	<u>(1,719,835,363)</u>
Ending balance	<u>2,941,537,334</u>	<u>5,939,527,364</u>

Maybank Kim Eng Securities Limited

NOTES TO THE INTERIM FINANCIAL STATEMENTS (continued)
as at and for the six-month period ended 30 June 2015

B09a-CTCK

12. ADVANCE TO SETTLEMENT ASSISTANCE FUND

Advance to Settlement Assistance Fund represents deposits at the Vietnam Securities Depository as required by Decision No. 45/QD-VSD dated 22 May 2014 issued by the Vietnam Securities Depository. Accordingly, the Company is required to deposit an initial amount of VND120 million and make an annual additional contribution of 0.01% of total value trading of dealing and brokered securities in prior year but not exceed VND2,500 million per year.

Movements of advance to Settlement Assistance Fund during the period are as follows:

	VND	
	<i>For the six-month period ended 30 June 2015</i>	<i>For the six-month period ended 30 June 2014</i>
Beginning balance	11,649,016,166	9,149,016,166
Supplemental contribution	2,500,000,000	2,500,000,000
Ending balance	<u>14,149,016,166</u>	<u>11,649,016,166</u>

13. SHORT-TERM LOANS AND BORROWINGS

	VND	
	<i>30 June 2015</i>	<i>31 December 2014</i>
Bank overdraft	44,141,020,579	28,533,791,381
Borrowings from related parties	-	237,113,000,000
	<u>44,141,020,579</u>	<u>265,646,791,381</u>

The bank overdraft is obtained from a local bank to finance daily operations of the Company and is secured by the term deposits.

Maybank Kim Eng Securities Limited

NOTES TO THE INTERIM FINANCIAL STATEMENTS (continued)
as at and for the six-month period ended 30 June 2015

B09a-CTCK

14. STATUTORY OBLIGATIONS

	VND			
	<i>Beginning balance</i>	<i>Movements during the period</i>		<i>Ending balance</i>
		<i>Payables</i>	<i>Paid</i>	
Corporate income tax	(2,446,325,712)	4,781,596,154	(392,998,817)	1,942,271,625
Personal income tax of investors	1,694,999,067	7,948,904,143	(7,783,421,727)	1,860,481,483
Personal income tax of the employees	435,836,870	5,423,424,219	(5,403,041,137)	456,219,952
Corporate income tax of investors	165,166,870	2,676,910,688	(2,679,685,633)	162,391,925
Value added tax	279,270,987	652,098,637	(859,410,114)	71,959,510
Foreign contractor withholding tax	189,216,233	304,672,876	(378,740,645)	115,148,464
TOTAL	318,164,315	21,787,606,717	(17,497,298,073)	4,608,472,959

15. ACCRUED EXPENSES

	VND	
	<i>30 June 2015</i>	<i>31 December 2014</i>
	Staff cost	6,266,742,715
Brokerage fees	1,226,611,347	1,161,868,445
Professional fees	291,348,750	305,497,500
Other accrued expenses	3,312,059,211	4,590,235,618
TOTAL	11,096,762,023	16,787,871,305

16. PAYABLES FOR SECURITIES TRADING

This account represents deposits of investors in the Company's account for securities trading and clearance settlement for securities trading with Vietnam Securities Depository.

17. DEFERRED TAX LIABILITIES

	VND	
	<i>30 June 2015</i>	<i>31 December 2014</i>
	<i>Deferred tax liabilities</i>	
Depreciation of fixed assets	26,585,305	26,585,305

Deferred tax liabilities are recognised in respect of temporary differences on depreciation rate of fixed assets between the Company's accounting policies and Circular No. 45/2013/TT-BTC of the Ministry of Finance dated 25 April 2013 guiding regulation on management, use and depreciation of fixed assets, as corrected by Decision No. 1173/QD-BTC of the Ministry of Finance dated 21 May 2013.

Maybank Kim Eng Securities Limited

NOTES TO THE INTERIM FINANCIAL STATEMENTS (continued)
as at and for the six-month period ended 30 June 2015

B09a-CTCK

18. OWNER'S EQUITY

18.1 Change in owner's equity

	VND				
	<i>Charter capital</i>	<i>Investment and development reserve</i>	<i>Financial reserve</i>	<i>Undistributed earnings</i>	<i>Total</i>
Beginning balance	829,110,000,000	3,611,260,239	3,611,260,240	37,609,867,274	873,942,387,753
- Net profit for the period	-	-	-	16,606,638,943	16,606,638,943
- Profit appropriations	-	830,331,946	830,331,946	(1,660,663,892)	-
Ending balance	829,110,000,000	4,441,592,185	4,441,592,186	52,555,842,325	890,549,026,696

In December 2014, according to Decision of the Company's owner which increases the Company's charter capital to VND829,110 million, the Company completed all necessary procedures and submitted the application for capital increase to the SSC. On 15 January 2015, the SSC issued License Amendment No. 05/GPDC-UBCK which approves the increase in the Company's charter capital to VND829,110 million.

Maybank Kim Eng Securities Limited

NOTES TO THE INTERIM FINANCIAL STATEMENTS (continued)
as at and for the six-month period ended 30 June 2015

B09a-CTCK

18. OWNER'S EQUITY (continued)

18.2 Contributed charter capital

VND

	<i>Amount as per establishment and operation license</i>	<i>Ownership (%)</i>	<i>Contributed charter capital</i>
Maybank Kim Eng Holdings Limited	<u>829,110,000,000</u>	<u>100</u>	<u>829,110,000,000</u>

19. OTHER REVENUE

VND

	<i>For the six-month period ended 30 June 2015</i>	<i>For the six-month period ended 30 June 2014</i>
Revenue from margin trading activities	41,351,559,803	24,811,052,106
Interest income from bank deposits	6,825,809,996	6,931,442,805
Revenue from advances to investors	3,001,667,613	4,398,642,076
Other revenue	4,988,120,413	2,226,243,928
TOTAL	<u>56,167,157,825</u>	<u>38,367,380,915</u>

20. OPERATING EXPENSES

VND

	<i>For the six-month period ended 30 June 2015</i>	<i>For the six-month period ended 30 June 2014</i>
Staff cost	15,048,999,198	18,580,523,162
Brokerage expenses	5,862,247,602	7,280,478,853
Agency commission	3,847,756,889	3,880,967,378
Office rental	3,174,002,308	3,178,256,368
Interest expenses	3,005,788,362	8,086,748,239
Securities custody fee	1,443,824,391	1,221,730,162
Depreciation and amortisation	668,167,605	808,586,736
Material and tool expenses	271,654,556	292,802,959
Advisory services	178,567,111	904,985,011
Other expenses	3,062,080,617	2,727,905,122
TOTAL	<u>36,563,088,639</u>	<u>46,962,983,990</u>

Maybank Kim Eng Securities Limited

NOTES TO THE INTERIM FINANCIAL STATEMENTS (continued)
as at and for the six-month period ended 30 June 2015

B09a-CTCK

21. GENERAL AND ADMINISTRATIVE EXPENSES

	VND	
	<i>For the six-month period ended 30 June 2015</i>	<i>For the six-month period ended 30 June 2014</i>
Staff cost	20,999,257,002	19,462,421,784
Office renovation expenses	2,893,453,612	4,022,135,991
Office rental	2,860,005,369	2,688,480,887
Depreciation and amortisation	2,057,182,189	1,700,463,319
Office supplies	703,209,380	666,342,757
Provision for doubtful debts (Note 6.2)	99,721,606	-
Other expenses	5,594,654,144	6,239,783,405
TOTAL	35,207,483,302	34,779,628,143

22. CORPORATE INCOME TAX

22.1 *Current corporate income tax expense*

The Company has the obligations to pay the Corporate Income Tax ("CIT") at a rate of 22% of taxable profits.

The Company's tax reporting will be subject to inspection by the tax authorities. Because the application of laws and regulations on taxes on different types of transactions can be interpreted in different ways, the tax amounts presented on the interim financial statements can be changed by the final decision of the tax authorities.

The current tax payable is based on taxable profit for the period. The taxable profit of the Company for the period differs from the profit as reported in the interim income statements because it excludes items of income or expense that are taxable or deductible in other periods and it further excludes items that are not taxable or deductible. The Company's liability for current tax is calculated using tax rates that have been enacted by the interim balance sheet date.

Maybank Kim Eng Securities Limited

NOTES TO THE INTERIM FINANCIAL STATEMENTS (continued)
as at and for the six-month period ended 30 June 2015

B09a-CTCK

22. CORPORATE INCOME TAX (continued)

22.1 Current corporate income tax expense (continued)

The current corporate income tax expense is calculated as follows:

	VND	
	For the six-month period ended 30 June 2015	For the six-month period ended 30 June 2014
Profit before tax	21,388,235,097	2,240,958,662
<i>Add:</i>		
- Non-deductible expenses	-	83,705,915
<i>Less:</i>		
- Tax exempt dividend income	-	(85,200)
Profit before tax before offsetting loss carried forward	21,388,235,097	2,324,579,377
Loss carried forward	-	(2,324,579,377)
Current taxable profit	21,388,235,097	-
Estimate CIT expense	4,705,411,722	-
Under provision of tax from previous periods	76,184,432	596,610,263
Total CIT expenses	4,781,596,154	596,610,263
CIT receivable at the beginning of the period	(2,446,325,712)	(3,071,721,279)
CIT paid during the period	(392,998,817)	-
CIT payable/(receivable) at the end of the period	1,942,271,625	(2,475,111,016)

22.2 Deferred corporate income tax

The Company has recognised deferred corporate income tax liabilities. Details of their movement in current period and previous period are as follows:

	VND					
	<i>Balance sheet</i>		<i>Income statement</i>		<i>Owner's equity</i>	
	<i>Ending balance</i>	<i>Opening balance</i>	<i>Current period</i>	<i>Previous period</i>	<i>Current period</i>	<i>Previous period</i>
Deferred tax liabilities						
Depreciation of fixed assets	26,585,305	26,585,305	-	-	-	-
	26,585,305	26,585,305	-	-	-	-
Net deferred tax expense			-	-	-	-

Maybank Kim Eng Securities Limited

NOTES TO THE INTERIM FINANCIAL STATEMENTS (continued)
as at and for the six-month period ended 30 June 2015

B09a-CTCK

23. TRANSACTIONS WITH RELATED PARTIES

Significant transactions with related parties during the period are as follows:

<i>Related parties</i>	<i>Relationship</i>	<i>Transactions</i>	<i>VND</i>
			<i>Amounts</i>
Maybank International Labuan Branch	Ultimate parent company	Borrowings	64,050,000,000
		Borrowings paid	64,050,000,000
		Interest paid	381,959,480
Maybank Kim Eng Holdings Limited (MBKEH)	Parent company	Borrowings paid	107,113,000,000
		Interest paid	283,910,146
Maybank Kim Eng Securities Pte. Ltd	Subsidiary of MBKEH	Commission paid	1,002,754,394
		Marketing fee paid	447,341,096
		Brokerage fee received	10,470,037
Maybank Kim Eng Securities (Thailand) Public Company Limited	Subsidiary of MBKEH	Brokerage fee received	68,533,144
Malayan Banking Berhad - Hanoi Branch	Branch of ultimate parent company	Borrowings paid	80,000,000,000
		Interest paid	813,027,778
Malayan Banking Berhad - Ho Chi Minh Branch	Branch of ultimate parent company	Borrowings paid	50,000,000,000
		Interest paid	288,888,891
		Interest received	3,083,740
Maybank Kim Eng Research Pte. Ltd	Related party	Research fee received	1,052,180,949
		Research fee paid	351,207,751

Amounts due to and due from related parties at the interim balance sheet date are as follows:

<i>Related parties</i>	<i>Relationship</i>	<i>Transactions</i>	<i>VND</i>
			<i>Receivable/ (Payable)</i>
Malayan Banking Berhad - Ho Chi Minh Branch	Branch of ultimate parent company	Demand deposits	102,313,030
Maybank Kim Eng Securities Pte. Ltd	Subsidiary of MBKEH	Marketing fee	(403,725,342)
		Commission fee	(345,214,864)
		Other payable	(95,183,321)
Maybank Investment Bank Berhad	Subsidiary of ultimate parent company	Other receivables	255,432,316
Maybank Kim Eng Research Pte. Ltd	Related party	Other receivables	1,157,399,045
		Research fee	(316,969,720)

Transactions with other related parties during the period:

	<i>VND</i>
Remuneration to members of management	<u>3,038,620,000</u>

24. OPERATING LEASE COMMITMENTS

The Company leases offices for its head office and branches under operating lease agreements. The future minimum lease commitments under the operating lease agreements at the reporting date are as follows:

	VND	
	<u>30 June 2015</u>	<u>31 December 2014</u>
Less than 1 year	11,562,139,394	10,699,377,688
From 1 to 5 years	<u>19,975,875,040</u>	<u>21,786,858,384</u>
Total	<u>31,538,014,434</u>	<u>32,486,236,072</u>

25. FINANCIAL RISK MANAGEMENT OBJECTIVES AND POLICIES

The Company is exposed to market risk, credit risk and liquidity risk.

Risk management is integral to the whole business of the Company. The Company has a system of controls in place to create an acceptable balance between the cost of risks occurring and the cost of managing the risks. The management continually monitors the Company's risk management process to ensure that an appropriate balance between risk and control is achieved.

The management reviews and agrees policies for managing each of these risks which are summarised below.

Market risk

Market risk is the risk that the fair value of future cash flows of a financial instrument will fluctuate because of changes in market prices. Market prices comprise four types of risks: interest rate risk, currency risk, commodity price risk and other price risk, such as equity price risk. Financial instruments affected by market risk include loans and borrowings, deposits, short-term investments.

Interest rate risk

Interest rate risk is the risk that the fair value or future cash flows of a financial instrument will fluctuate because of changes in market interest rates. The Company's exposure to market risk for changes in interest rate relates primarily to the Company's cash and short-term deposits. These investments are mainly short term in nature and they are not held for speculative purposes.

The Company manages interest rate risk by looking at the competitive structure of the market to obtain rates which are favorable for its purposes within its risk management limits.

A sensitivity analysis is not performed for interest rate risk at 30 June 2015 as most of the Company's loans and borrowings have fixed interest rate at reporting date.

Foreign currency risk

Foreign currency risk is the risk that the fair value or future cash flows of a financial instrument will fluctuate because of changes in foreign exchange rates. The Company's exposure to the risk of changes in foreign exchange rates relates primarily to the Company's operating activities (when revenue or expense is denominated in a different currency from the Company's accounting currency).

Risk due to exchange rate's fluctuation of the Company is not significant.

25. FINANCIAL RISK MANAGEMENT OBJECTIVES AND POLICIES (continued)

Market risk (continued)

Equity price risk

The Company's listed and unlisted equity securities are susceptible to market price risk arising from uncertainty about future values of the investment securities.

Risk due to uncertainty about values of the investment securities of the Company is not significant.

Credit risk

Credit risk is the risk that counterparty will not meet its obligations under a financial instrument or customer contract, leading to a financial loss. The Company is exposed to credit risk from its operating activities (mainly for margin receivables) and from its financing activities, including deposits with banks, foreign exchange transactions and other financial instruments.

Trade receivables

Customer credit risk is managed by the Company based on its established policies, procedures and controls relating to customer credit risk management.

Outstanding customer receivables are regularly monitored. The requirement for impairment is analysed at each reporting date on an individual basis for major clients. The Company has maintained strict control over its outstanding receivables and has a credit control department to minimise credit risk. The margin call is conducted on time and complies with the nature of the margin product.

In view of the aforementioned and the fact that the Company's trade receivables relate to a large number of diversified customers, there is no significant concentration of credit risk.

Bank deposits

The Company's bank balances are mainly maintained with well-known banks in Vietnam. Credit risk from balances with banks is managed by the Company's risk management department in accordance with the Company's policy. The Company's maximum exposure to credit risk for the components of the interim balance sheet at each reporting dates are the carrying amounts as illustrated in *Note 4*. The Company evaluates the concentration of credit risk in respect to bank deposits is low.

Liquidity risk

The liquidity risk is the risk that the Company will encounter difficulty in meeting financial obligation due to shortage of funds. The Company's exposure to liquidity risk arises primarily from mismatches of maturities of financial assets and liabilities.

The Company monitors its liquidity risk by maintain a level of cash and cash equivalents and bank loans deemed adequate by management to finance the Company's operations and to mitigate the effects of fluctuations in cash flows.

Maybank Kim Eng Securities Limited

NOTES TO THE INTERIM FINANCIAL STATEMENTS (continued)
as at and for the six-month period ended 30 June 2015

B09a-CTCK

25. FINANCIAL RISK MANAGEMENT OBJECTIVES AND POLICIES (continued)

Liquidity risk (continued)

The table below summarises the maturity profile of the Company's financial liabilities based on contractual payments:

	VND		
	<i>On demand</i>	<i>Less than 1 year</i>	<i>Total</i>
Ending balance			
Trade payables	16,189,456	-	16,189,456
Short-term loans and borrowings	44,141,020,579	-	44,141,020,579
Payables to securities transactions	296,313,356,625	-	296,313,356,625
Dividend, principal and interest payables of bonds on behalf of customers	3,625,816,148	-	3,625,816,148
Accrued expenses	4,017,014,011	-	4,017,014,011
- <i>Brokerage fee payables to the Stock Exchange</i>	1,226,611,347	-	1,226,611,347
- <i>Professional fees</i>	291,348,750	-	291,348,750
- <i>Other expenses</i>	2,499,053,914	-	2,499,053,914
	348,113,396,819	-	348,113,396,819
Beginning balance			
Trade payables	56,287,355	-	56,287,355
Short-term loans and borrowings	28,533,791,381	237,113,000,000	265,646,791,381
Payables to securities transactions	260,960,586,028	-	260,960,586,028
Dividend, principal and interest payables of bonds on behalf of customers	20,623,773	-	20,623,773
Accrued expenses	4,836,457,566	-	4,836,457,566
- <i>Brokerage fee payables to the Stock Exchange</i>	1,161,868,445	-	1,161,868,445
- <i>Professional fees</i>	305,497,500	-	305,497,500
- <i>Other expenses</i>	3,369,091,621	-	3,369,091,621
	294,407,746,103	237,113,000,000	531,520,746,103

The Company assessed the concentration of risk with respect to refinancing its debts and concluded it to be low. Access to sources of funding is sufficiently available and debt maturing within 12 months can be rolled over with existing lenders.

Collateral

The Company held customers' securities as collaterals for the trading receivables from customers include margin financing contracts in securities trading as at 30 June 2015.

The Company pledged term deposits at a local bank.

26. ADDITIONAL PRESENTATION AND DISCLOSURE OF FINANCIAL ASSETS AND FINANCIAL LIABILITIES AS REQUIRED BY CIRCULAR NO. 210/2009/TT-BTC

On 6 November 2009, the Ministry of Finance issued Circular No. 210/2009/TT-BTC providing guidance for the adoption in Vietnam of the International Financial Reporting Standards on presentation of financial statements and disclosures of financial instruments ("Circular 210") which is effective from financial years beginning on or after 1 January 2011.

Because Circular 210 only provides guidance for the presentation and disclosures of financial instruments, the concepts of financial assets, financial liabilities and other related concepts presented in the following are only applied for the disclosure of this note. The assets, liabilities and equity of the Company have been recognised and accounted for in accordance with Vietnamese Accounting Standards, Vietnamese Enterprise Accounting System, accounting regulations and guidance applicable to securities companies and comply with the relevant statutory requirements.

The following shows the additional presentation and disclosure of financial instruments as required by Circular 210.

Financial assets

Financial assets of the Company under the Circular 210 comprise cash, deposits at credit institutions, trading and investment securities, receivables and other assets under monetary derivative contracts.

According to Circular 210, financial assets are classified appropriately, for the purpose of explanation in the interim financial statements, into one of the following categories:

- *Financial asset recognised at fair value through profit or loss:*
is one that satisfies either of the following conditions:
 - a) Being classified as held for trading. A financial asset will be classified as securities held for trading if:
 - ✓ It is purchased or created mainly for the purpose of resale/redemption in a short term;
 - ✓ There is an evidence that such instrument is traded for the purpose of gaining short-term profits; or
 - ✓ It is a derivative financial instrument (except derivative financial instruments identified as financial guarantee contracts or effective hedging instruments).
 - b) Upon initial recognition, the Company categorises the financial asset as such reflected at fair value through profit or loss.
- *Held-to-maturity investments:*
are non-derivative financial assets with fixed or identifiable payments and fixed maturity years which an entity has the intent and ability to hold until the date of maturity, with the exceptions of:
 - a) Financial assets that, upon initial recognition, were categorised as such recognised at fair value through profit or loss;
 - b) Financial assets already categorised as available for sale; or
 - c) Financial assets that meet the definitions of loans and receivables.
- *Loans and receivables:*
are non-derivative financial assets with fixed or identifiable payments and not listed on the market, with the exceptions of:
 - a) The amounts the entity has the intent to immediately sell or will sell in a near future which are classified as assets held for trading and like those which, upon initial recognition the entity categorised as such recognised at fair value through profit or loss;

26. ADDITIONAL PRESENTATION AND DISCLOSURE OF FINANCIAL ASSETS AND FINANCIAL LIABILITIES AS REQUIRED BY CIRCULAR NO. 210/2009/TT-BTC (continued)

Financial assets (continued)

▪ *Loans and receivables:* (continued)

The amounts categorised by the entity as available for sale upon initial recognition; or) The amounts whose holders cannot recover most of the initial investment value not due to credit quality impairment and which are categorised as available for sale.

▪ *Available-for-sale assets:*

are non-derivative financial assets determined as available for sale or not classified as:

- a) Loans and receivables;
- b) Held-to-maturity investments; or
- c) Financial assets recognised at fair value through profit or loss.

Financial liabilities

Financial liabilities of the Company under the Circular 210 consist of borrowings, payables and other liabilities under monetary derivative contracts.

According to Circular 210, financial liabilities are classified appropriately, for the purpose of explanation in the interim financial statements, into one of the following categories:

▪ *Financial liabilities recognised at fair value through profit or loss*

are ones that meet either of the following conditions:

- a) Being classified as held for trading. A financial liability will be classified as securities held for trading if:
 - ✓ It is purchased or created mainly for the purpose of resale/redemption in a short term;
 - ✓ There is an evidence that such instrument is traded for the purpose of gaining short-term profits; or
 - ✓ It is a derivative financial instrument (except derivative financial instruments identified as financial guarantee contracts or effective hedging instruments).
- b) Upon initial recognition, the entity categorises the financial liability as such reflected at fair value through profit or loss.

▪ *Financial liabilities determined at amortised cost*

Financial liabilities not categorised as such recorded at fair value through profit or loss will be classified as such determined at amortised cost.

Offsetting financial assets and liabilities

Financial assets and financial liabilities are offset and the net amount reported in the interim balance sheet if, and only if, there is a currently enforceable legal right to offset the recognised amounts and there is an intention to settle on a net basis, or to realise the assets and settle the liabilities simultaneously.

26. ADDITIONAL PRESENTATION AND DISCLOSURE OF FINANCIAL ASSETS AND FINANCIAL LIABILITIES AS REQUIRED BY CIRCULAR NO. 210/2009/TT-BTC (continued)

Fair value of financial assets and financial liabilities

Fair value of financial assets and financial liabilities are stated at the value of financial instruments that can be converted in a current transaction between the parties, except as required sale or liquidation.

Company uses the following methods and assumptions to estimate the fair values:

- ▶ Fair value of cash and short-term deposits, accounts receivables, trade payables and accrued expenses is equivalent to the carrying value due to short-term maturities of these instruments.
- ▶ The fair value of accounts receivable by the Company evaluated based on information such as market conditions and loan repayment capacity of each customer. Accordingly, the Company estimates provision for these receivables. At as 30 June 2015, the carrying value of the receivables after deducting the provision did not have significant difference in comparison with the fair values.
- ▶ Fair value of quoted held for trading securities is derived from quoted market prices in active markets.

Maybank Kim Eng Securities Limited

NOTES TO THE FINANCIAL STATEMENTS (continued)
as at and for the six-month period ended 30 June 2015

B09a-CTCK

26. ADDITIONAL PRESENTATION AND DISCLOSURE OF FINANCIAL ASSETS AND FINANCIAL LIABILITIES AS REQUIRED BY CIRCULAR NO. 210/2009/TT-BTC (continued)

Set out below is a comparison by class of the carrying amounts and fair value of the Company's financial instruments that are carried in the interim financial statements.

	<i>Carrying amount</i>		<i>Fair value</i>	
	<i>30 June 2015</i>	<i>31 December 2014</i>	<i>30 June 2015</i>	<i>31 December 2014</i>
Financial assets				
Financial assets at fair value through profit or loss				
<i>Held for trading securities</i>				
Listed shares	315,000	-	315,000	-
Short-term receivables	717,233,626,921	772,495,684,769	717,233,626,921	772,495,684,769
Cash and cash equivalents	494,572,307,049	611,131,570,220	494,572,307,049	611,131,570,220
Total	1,211,806,248,970	1,383,627,254,989	1,211,806,248,970	1,383,627,254,989
Financial liabilities				
Trade payables	16,189,456	56,287,355	16,189,456	56,287,355
Loans and borrowings	44,141,020,579	265,646,791,381	44,141,020,579	265,646,791,381
Payables for securities trading	296,313,356,625	260,960,586,028	296,313,356,625	260,960,586,028
Dividend, principal and interest payables of bonds on behalf of customers	3,625,816,148	20,623,773	3,625,816,148	20,623,773
Accrued liabilities	4,017,014,011	4,836,457,566	4,017,014,011	4,836,457,566
Total	348,113,396,819	531,520,746,103	348,113,396,819	531,520,746,103

27. EVENTS AFTER THE INTERIM BALANCE SHEET DATE

There have been no significant events occurring after the interim balance sheet date that have affected or may significantly affect the operations of the Company and the results of its operations or the state of affairs of the Company which could require adjustments or disclosures in the interim financial statements.


Prepared by:

Reviewed by:

Approved by:



Dao Thi Ngoc Thuy
Accountant



Tran Thi Ngoc Huong
Chief Accountant



Tran Thi Thu Hang
Chief Financial Officer



Ho Chi Minh City, Vietnam

12 August 2015